



### District Report Card: 2017


<b>State:</b> Jharkhand	<b>District:</b> Khunti
<b>Class:</b> 3	<b>Subject:</b> Language
<b>Schools:</b> 60	<b>Students:</b> 961


### Participation/Coverage


#### Students

<b>GENDER</b> 	Boys		Girls	
	Number	%	Number	%
	486	50.57	475	49.43

<b>AREA</b> 	Rural		Urban	
	Number	%	Number	%
	851	88.55	110	11.45

<b>CATEGORY</b> 	SC		ST		OBC		GEN	
	Number	%	Number	%	Number	%	Number	%
	74	7.70	772	80.33	109	11.34	6	0.62

<b>CWSN</b> 	LD	VI	HI	S&LD	ID	Oth
	1	4	0	1	4	5

<b>Management</b> 	Government		Government-aided	
	Number	%	Number	%
	577	60.04	384	39.96

### Average Performance of Students in Language (%)

Overall	Gender		Area		Management		Social Group			
	Male	Female	Rural	Urban	Govt.	Aided	SC	ST	OBC	GEN
67.78	68.18	67.38	67.00	73.82	66.54	69.65	66.58	67.72	69.60	57.78

## Performance on Learning Outcomes (LOs)

Learning Outcomes	Description	Average Performance(%)
L304	Reads small texts with comprehension i.e., identifies main ideas, details, sequence and draws conclusions	69.34
L312	Reads printed scripts on the classroom walls: poems, posters, charts etc.	64.66

Range of Performance of Students who Answered Correctly							
Below 30%		30% - 50%		50% - 75%		Above 75%	
Number	%	Number	%	Number	%	Number	%
40	4.16	174	18.11	378	39.33	369	38.40

## Lowest Performing Learning Outcomes (LOs)

1 - Reads printed scripts on the classroom walls: poems, posters, charts etc. (64.66)

2 - Reads small texts with comprehension i.e., identifies main ideas, details, sequence and draws conclusions (69.34)